

ILLUSION

The lightest mobility scooter in the world

- > Takes apart and reassembles in seconds
- > Exceptional legroom even for the taller user
- > Heaviest part when disassembled under 10kg
- > All-round suspension offers superbly comfortable ride
- > Supplied as standard with ultra-lightweight lithium battery
- > Designed & manufactured with lightweight aircraft-grade aluminium components



www.onerehab.co.uk

Designed to be light

The new generation Illusion scooter has been designed and manufactured to be light. It's extremely lightweight aircraft-grade aluminium components combined with the exceptionally light but powerful lithium battery pack makes this scooter the lightest 4-wheel, car transportable, full suspension scooter in the world!





Making life easier for you

Its unique splitting design means the Illusion is fast and easy to take apart and reassemble with the heaviest disassembled part weighing under 10kg! This makes it so much easier to handle especially when lifting is required such as putting into or taking it out of your car.

Also super comfy

Not only super light, the Illusion is also super comfy with its advanced engineered adjustable front and rear suspension and luxury padded supportive seat guaranteeing you a comfortable and enjoyable driving experience. Other great features include the uniquely designed shrouding which allows users of all heights (including taller users) a spacious and comfortable seating position while the easy-to-access tiller charger port, powerful front LED light and secure-grip tiller are all included as standard.

Specifications

Model	Illusion	Colours available
Speed (max)	4 mph	 Capri Blue
Travel Range (Max)*	10 mi. (16 km)	 Venetian Red
Battery (Max)	1 x 24V x 10Ah Lithium	 Oyster Grey
User Weight (Max)	18 st. (115 kg)	 Midnight Purple
Heaviest Part When Disassembled	9.9 kg	
Total Weight (W/O Batteries)	27.9 kg	
Total Weight (With Batteries)	30.7 kg	
Overall Length	1035 mm (41 in.)	
Overall Width	490 mm (19 in.)	
Overall Height	920 mm (36 in.)	
Folded Height (Tiller Down/Seat Off)	450 mm (18 in.)	
Climbing Gradient (Max)	10°	
Turning Radius (Min)	1370 mm (54 in.)	
Ground Clearance (Mid Frame)	55 mm (2 in.)	
Seat	Deluxe Adjustable	
Seat Width	460 (18 in.)	
Seat Height	400-480 mm	
Front Tyre	190 mm (7.5 in.) Puncture Proof	
Rear Tyre	190 mm (7.5 in.) Puncture Proof	
Suspension	Adjustable Front & Rear	
Lights	LED Front Light	
Charger	2 Amp Lithium	
Charger Type	Tiller/Battery Pack	



Ultra-lightweight lithium battery



Easy to disassemble



All-round active suspension



Aircraft-grade lightweight aluminium components



www.onerehab.co.uk



* Subject to user weight and terrain

